



NP2 Bouton-Poussoir

1. Informations générales

Grandeurs électriques: AC50/60Hz, AC380V/DC220V;
 Degré de protection: IP40
 Normes: IEC/EN60947-5-1

2. Fonctionnement et conditions de montage

- 2.1 La température ambiante est de $-5^{\circ}\text{C} \sim +40^{\circ}\text{C}$, la moyenne durant 24 heures ne doit pas dépasser $+35^{\circ}\text{C}$.
- 2.2 Altitude: $\leq 2000\text{m}$.
- 2.3 Condition ambiante: l'humidité relative ne doit dépasser 50% quand la température est de $+40^{\circ}\text{C}$; une humidité plus haute peut être tolérable à des températures plus faibles, par exemple, à la température de $+20^{\circ}\text{C}$, l'humidité relative sera de 90%. Il faut tenir compte du point de rosée.
- 2.4 Degré de pollution: 3
- 2.5 Catégorie de surtension: II

3. Données techniques

- 3.1 Tension nominale d'isolement U_i : 415V
- 3.2 Courant thermique conventionnel I_{th} : 10A


| Tension nominale d'utilisation U_e (V) | courant nominal d'utilisation I_e (A) | |
|--|---|-------|
| | AC-15 | DC-13 |
| 415 | 1.9 | - |
| 240 | 3 | 0.27 |
| 125 | - | 0.55 |

3.3 Durabilité

Durée de vie: pour les types affleurants et coup de poing: AC 5×10^5 opérations, DC 2×10^5 opérations, autres types: 1×10^5 opérations durée de vie mécanique: pour les types affleurants et coup de poing: 1million d'opérations, boutons lumineux avec voyant: 3×10^5 opérations; autres types: 1×10^5 opération.

4. Paramètres des lampes des boutons lumineux

| Paramètres principales | Type Directe Lampe à LED |
|--|---------------------------------------|
| Courant nominal I_e | $I_e \leq 20\text{mA}$ |
| Tension nominale (V) | AC/DC 6, 12, 24, 48, 110, 230 |
| Alimentation | type transformateur Lampe 6V à LED |
| Courant nominal I_e à puissance nominale | $I_e \leq 20\text{mA}$ |
| Tension nominale (V) | AC/DC 230, 380 |



Boutons-Poussoirs

5. Caractéristiques

- 5.1 Aucune possibilité de délogement du bouton grâce au mécanisme anti-mouvement des parties métalliques;
- 5.2 Une fiabilité de contact peut être garantie grâce à la double fonction de la commutation de circuit et de l'auto-nettoyage.
- 5.3 Les contacts NF et NO sont indépendants et peuvent être combinés à volonté pour former une autre combinaison;
- 5.4 Les points de connexion cachés rendent le fonctionnement sûr et fiable. Les matériaux avec lesquels les contacts sont fabriqués leur confèrent une élégance extrême;
- 5.5 Les boutons et les voyants lumineux adoptant les blocs de contacts Ba9s et les lampes de types différents peuvent être sélectionnés selon vos demandes.

6. NP2 Bouton-Poussoir (Plan de perçage F22.3)

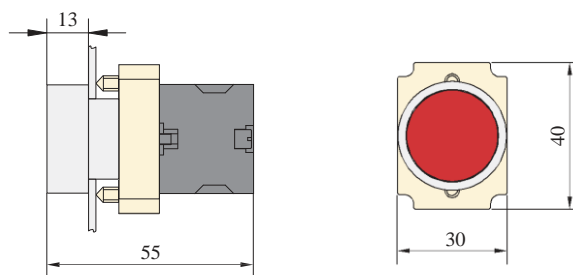
★ Bouton poussoir affleurant momentané (Non lumineux)

| NP2-BA □□ | Modèle | Couleur | | |
|-----------|----------|---------|---|---|
| | NP2-BA11 | ○ | 1 | — |
| | NP2-BA21 | ● | 1 | — |
| | NP2-BA31 | ● | 1 | — |
| | NP2-BA41 | ● | 1 | — |
| | NP2-BA51 | ● | 1 | — |
| | NP2-BA61 | ● | 1 | — |
| | NP2-BA12 | ○ | — | 1 |
| | NP2-BA22 | ● | — | 1 |
| | NP2-BA32 | ● | — | 1 |
| | NP2-BA42 | ● | — | 1 |
| | NP2-BA52 | ● | — | 1 |
| | NP2-BA62 | ● | — | 1 |



| NP2-BA □□ | Modèle | Couleur | | |
|-----------|----------|---------|---|---|
| | NP2-BA13 | ○ | 2 | — |
| | NP2-BA23 | ● | 2 | — |
| | NP2-BA33 | ● | 2 | — |
| | NP2-BA43 | ● | 2 | — |
| | NP2-BA53 | ● | 2 | — |
| | NP2-BA63 | ● | 2 | — |
| | NP2-BA14 | ○ | — | 2 |
| | NP2-BA24 | ● | — | 2 |
| | NP2-BA34 | ● | — | 2 |
| | NP2-BA44 | ● | — | 2 |
| | NP2-BA54 | ● | — | 2 |
| | NP2-BA64 | ● | — | 2 |
| | NP2-BA15 | ○ | 1 | 1 |
| | NP2-BA25 | ● | 1 | 1 |
| | NP2-BA35 | ● | 1 | 1 |
| | NP2-BA45 | ● | 1 | 1 |
| | NP2-BA55 | ● | 1 | 1 |
| | NP2-BA65 | ● | 1 | 1 |

Dimensions (mm)

NP2-BA □□

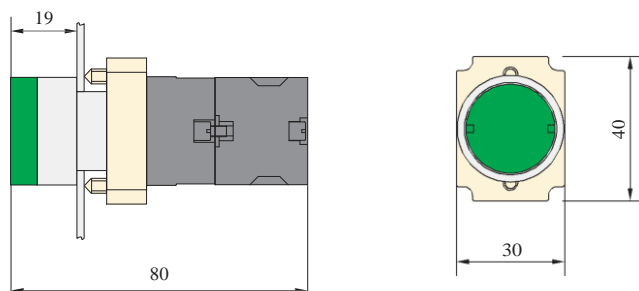


★ Bouton poussoir affleurant momentané (lumineux)

| NP2-BW □□ | tension-lampe | Modèle | Couleur | 1 | 2 |
|--|---|------------------|---------|---|---|
|  | LED : AC 6V, 12V, 24V, 36V, 48V, 110V, 230V | NP2-BW3161 (LED) | ○ | 1 | — |
| | | NP2-BW3361 (LED) | ● | 1 | — |
| | | NP2-BW3461 (LED) | ● | 1 | — |
| | | NP2-BW3561 (LED) | ● | 1 | — |
| | | NP2-BW3661 (LED) | ● | 1 | — |
| | | NP2-BW3162 (LED) | ○ | — | 1 |
| | | NP2-BW3362 (LED) | ● | — | 1 |
| | | NP2-BW3462 (LED) | ● | — | 1 |
| | | NP2-BW3562 (LED) | ● | — | 1 |
| | | NP2-BW3662 (LED) | ● | — | 1 |
|  | LED : AC 6V, 12V, 24V, 36V, 48V, 110V, 230V | NP2-BW3163 (LED) | ○ | 2 | — |
| | | NP2-BW3363 (LED) | ● | 2 | — |
| | | NP2-BW3463 (LED) | ● | 2 | — |
| | | NP2-BW3563 (LED) | ● | 2 | — |
| | | NP2-BW3663 (LED) | ● | 2 | — |
| | | NP2-BW3164 (LED) | ○ | — | 2 |
| | | NP2-BW3364 (LED) | ● | — | 2 |
| | | NP2-BW3464 (LED) | ● | — | 2 |
| | | NP2-BW3564 (LED) | ● | — | 2 |
| | NP2-BW3664 (LED) | ● | — | 2 | |
| | LED : AC 6V, 12V, 24V, 36V, 48V, 110V, 230V | NP2-BW3165 (LED) | ○ | 1 | 1 |
| | | NP2-BW3365 (LED) | ● | 1 | 1 |
| | | NP2-BW3465 (LED) | ● | 1 | 1 |
| | | NP2-BW3565 (LED) | ● | 1 | 1 |
| | | NP2-BW3665 (LED) | ● | 1 | 1 |

Dimensions (mm)

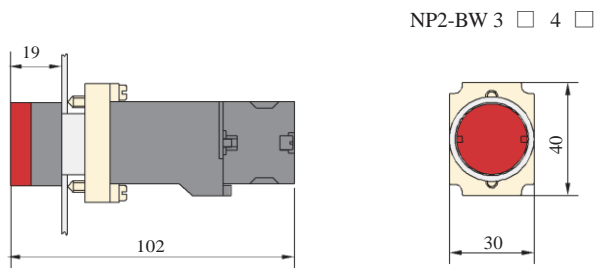
NP2-BW 3 □ 6 □



★ Bouton poussoir affleurant momentané (lumineux) - (type transformateur)

| NP2-BW □□ | tension-lampe | Modèle | Couleur | 1 | 2 |
|------------|--|------------|---------|---|---|
| | | NP2-BW3141 | ○ | 1 | — |
| | | NP2-BW3341 | ● | 1 | — |
| | | NP2-BW3441 | ● | 1 | — |
| | | NP2-BW3541 | ● | 1 | — |
| | | NP2-BW3641 | ● | 1 | — |
| | | NP2-BW3142 | ○ | — | 1 |
| | | NP2-BW3342 | ● | — | 1 |
| | | NP2-BW3442 | ● | — | 1 |
| | | NP2-BW3542 | ● | — | 1 |
| | (Type transformateur) INCANDESCENCE AC 230V & LED: AC230V | NP2-BW3143 | ○ | 2 | — |
| | | NP2-BW3343 | ● | 2 | — |
| | | NP2-BW3443 | ● | 2 | — |
| | | NP2-BW3543 | ● | 2 | — |
| | | NP2-BW3643 | ● | 2 | — |
| | | NP2-BW3144 | ○ | — | 2 |
| | | NP2-BW3344 | ● | — | 2 |
| | | NP2-BW3444 | ● | — | 2 |
| | | NP2-BW3544 | ● | — | 2 |
| | | NP2-BW3644 | ● | — | 2 |
| | | NP2-BW3145 | ○ | 1 | 1 |
| | | NP2-BW3345 | ● | 1 | 1 |
| | | NP2-BW3445 | ● | 1 | 1 |
| | | NP2-BW3545 | ● | 1 | 1 |
| NP2-BW3645 | ● | 1 | 1 | | |
| | (Type transformateur) LED: AC380V | NP2-BW3151 | ○ | 1 | — |
| | | NP2-BW3351 | ● | 1 | — |
| | | NP2-BW3451 | ● | 1 | — |
| | | NP2-BW3551 | ● | 1 | — |
| | | NP2-BW3651 | ● | 1 | — |
| | | NP2-BW3152 | ○ | — | 1 |
| | | NP2-BW3352 | ● | — | 1 |
| | | NP2-BW3452 | ● | — | 1 |
| | | NP2-BW3552 | ● | — | 1 |
| NP2-BW3652 | ● | — | 1 | | |

Dimensions (mm)



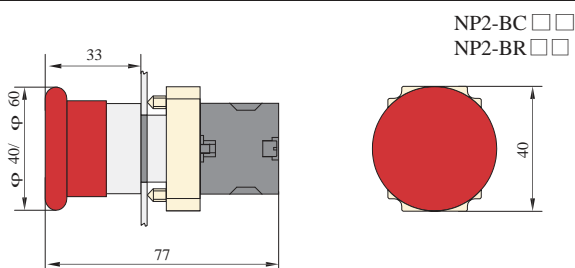
★ $\phi 40$ Bouton coup de poing momentané (Non lumineux)

| NP2-BC □ □ | Modèle | Couleur | ↵ | ↶ |
|------------|----------|---------|---|---|
| | NP2-BC11 | ○ | 1 | — |
| | NP2-BC21 | ● | 1 | — |
| | NP2-BC31 | ● | 1 | — |
| | NP2-BC41 | ● | 1 | — |
| | NP2-BC51 | ● | 1 | — |
| | NP2-BC61 | ● | 1 | — |
| | NP2-BC12 | ○ | — | 1 |
| | NP2-BC22 | ● | — | 1 |
| | NP2-BC32 | ● | — | 1 |
| | NP2-BC42 | ● | — | 1 |
| | NP2-BC52 | ● | — | 1 |
| | NP2-BC62 | ● | — | 1 |

★ $\phi 60$ Bouton coup de poing momentané (Non lumineux)

| NP2-BR □ □ | Modèle | Couleur | ↵ | ↶ |
|------------|----------|---------|---|---|
| | NP2-BR11 | ○ | 1 | — |
| | NP2-BR21 | ● | 1 | — |
| | NP2-BR31 | ● | 1 | — |
| | NP2-BR41 | ● | 1 | — |
| | NP2-BR51 | ● | 1 | — |
| | NP2-BR61 | ● | 1 | — |
| | NP2-BR12 | ○ | — | 1 |
| | NP2-BR22 | ● | — | 1 |
| | NP2-BR32 | ● | — | 1 |
| | NP2-BR42 | ● | — | 1 |
| | NP2-BR52 | ● | — | 1 |
| | NP2-BR62 | ● | — | 1 |

Dimensions (mm)



| NP2-BC □ □ | Modèle | Couleur | ↵ | ↶ |
|------------|----------|---------|---|---|
| | NP2-BC13 | ○ | 2 | — |
| | NP2-BC23 | ● | 2 | — |
| | NP2-BC33 | ● | 2 | — |
| | NP2-BC43 | ● | 2 | — |
| | NP2-BC53 | ● | 2 | — |
| | NP2-BC63 | ● | 2 | — |
| | NP2-BC14 | ○ | — | 2 |
| | NP2-BC24 | ● | — | 2 |
| | NP2-BC34 | ● | — | 2 |
| | NP2-BC44 | ● | — | 2 |
| | NP2-BC54 | ● | — | 2 |
| | NP2-BC64 | ● | — | 2 |
| | NP2-BC15 | ○ | 1 | 1 |
| | NP2-BC25 | ● | 1 | 1 |
| | NP2-BC35 | ● | 1 | 1 |
| | NP2-BC45 | ● | 1 | 1 |
| | NP2-BC55 | ● | 1 | 1 |
| | NP2-BC65 | ● | 1 | 1 |

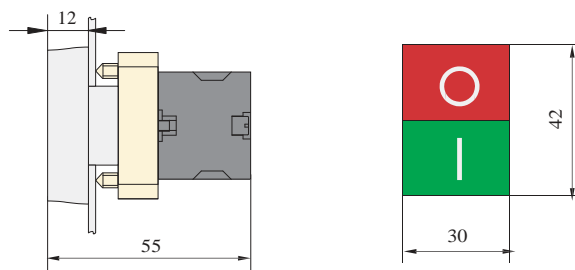
| NP2-BR □ □ | Modèle | Couleur | ↵ | ↶ |
|------------|----------|---------|---|---|
| | NP2-BR13 | ○ | 2 | — |
| | NP2-BR23 | ● | 2 | — |
| | NP2-BR33 | ● | 2 | — |
| | NP2-BR43 | ● | 2 | — |
| | NP2-BR53 | ● | 2 | — |
| | NP2-BR63 | ● | 2 | — |
| | NP2-BR14 | ○ | — | 2 |
| | NP2-BR24 | ● | — | 2 |
| | NP2-BR34 | ● | — | 2 |
| | NP2-BR44 | ● | — | 2 |
| | NP2-BR54 | ● | — | 2 |
| | NP2-BR64 | ● | — | 2 |
| | NP2-BR15 | ○ | 1 | 1 |
| | NP2-BR25 | ● | 1 | 1 |
| | NP2-BR35 | ● | 1 | 1 |
| | NP2-BR45 | ● | 1 | 1 |
| | NP2-BR55 | ● | 1 | 1 |
| | NP2-BR65 | ● | 1 | 1 |

Boutons-Poussoirs

★ Bouton poussoir affleurant double tête momentané (Non lumineux)

| NP2-BL8 □□ | tension-lampe | Modèle | Couleur | ⎏ | ⎏ |
|------------|---------------|------------|---------|---|---|
| | ----- | NP2-BL8325 | ●+● | 1 | 1 |
| | ----- | NP2-BL8425 | ●+● | 1 | 1 |

Dimensions (mm)

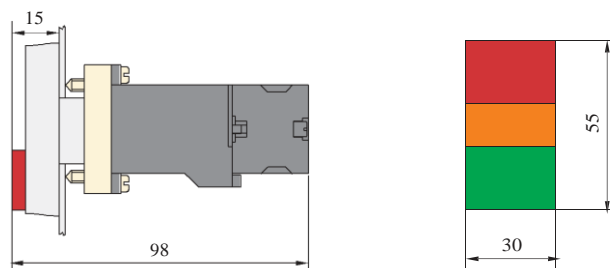


NP2-BL8325

★ Bouton poussoir affleurant double tête momentané (Lumineux)



| NP2-BW8 □□ | tension-lampe | Modèle | Couleur | ⎏ | ⎏ |
|------------|---|------------|---------|---|---|
| | LED : AC 6V, 12V, 24V, 36V, 48V, 110V, 230V | NP2-BW8465 | ●+● | 1 | 1 |
| | AC 6V, 12V, 24V, 36V, 48V | NP2-BW8465 | ●+● | 1 | 1 |
| | Type transformateur LED: AC 230V | NP2-BW8445 | ●+● | 1 | 1 |
| | Type transformateur LED: AC 380V | NP2-BW8455 | ●+● | 1 | 1 |

Dimensions (mm)



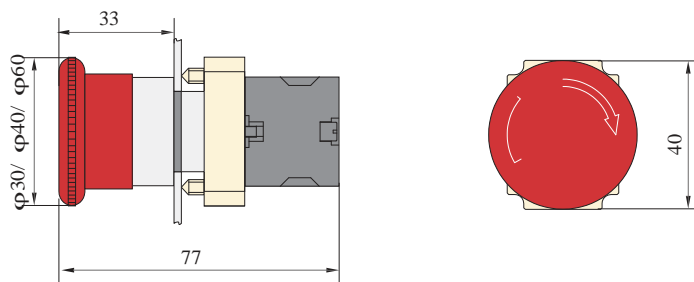
NP2-BW 8 □ 4 □

★ Bouton coup de poing (Arrêt d'Urgence) (Non lumineux)


| NP2-BS □□ | Diamètre poignée | Modèle | Couleur | | |
|---|------------------|-----------|---------|---|---|
|  | φ 30 | NP2-BS441 | ● | 1 | — |
| | | NP2-BS442 | | — | 1 |
| | φ 40 | NP2-BS541 | | 1 | — |
| | | NP2-BS542 | | — | 1 |
| | φ 60 | NP2-BS641 | | 1 | — |
| | | NP2-BS642 | | — | 1 |
|  | φ 30 | NP2-BS443 | ● | 2 | — |
| | | NP2-BS444 | | — | 2 |
| | | NP2-BS445 | | 1 | 1 |
| | φ 40 | NP2-BS543 | | 2 | — |
| | | NP2-BS544 | | — | 2 |
| | | NP2-BS545 | | 1 | 1 |
| | φ 60 | NP2-BS643 | | 2 | — |
| | | NP2-BS644 | | — | 2 |
| | | NP2-BS645 | | 1 | 1 |


Dimensions (mm)

NP2-BS □□□



★ Voyant Lumineux

| NP2-BV □□ | tension-lampe | Modèle | Couleur |
|---|--|----------|---------|
|  | LED: AC 6V, 12V, 24V, 36V, 48V, 110V, 230V | NP2-BV61 | ○ |
| | | NP2-BV63 | ● |
| | | NP2-BV64 | ● |
| | | NP2-BV65 | ● |
| | | NP2-BV66 | ● |

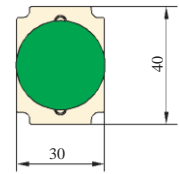
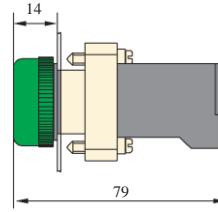
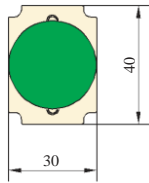
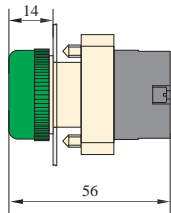
| NP2-BV □□ | tension-lampe | Modèle | Couleur |
|---|--------------------------------------|----------|---------|
|  | LED: AC 6V Transformateur 230V | NP2-BV41 | ○ |
| | | NP2-BV43 | ● |
| | | NP2-BV44 | ● |
| | | NP2-BV45 | ● |
| | | NP2-BV46 | ● |
| | | NP2-BV51 | ○ |
| | LED: AC 6V Transformateur 380V | NP2-BV53 | ● |
| | | NP2-BV54 | ● |
| | | NP2-BV55 | ● |
| | | NP2-BV56 | ● |

Boutons-Poussoirs

Dimensions (mm)

NP2-BV 6 □

NP2-BV4(5)□



★ Interrupteurs Sélecteurs (2 positions)-(Non lumineux)

★ Interrupteurs Sélecteurs (3 positions)-(Non lumineux)

| NP2-BD (J, G) □□ | Modèle | Interrupteur Sélecteur | | |
|---------------------|-----------|---------------------------|---|---|
| | NP2-BD21 | V | 1 | — |
| | NP2-BD22 | | — | 1 |
| | NP2-BD23 | | 2 | — |
| | NP2-BD24 | | — | 2 |
| | NP2-BD25 | V | 1 | 1 |
| | NP2-BD41 | | 1 | — |
| | NP2-BD42 | | — | 1 |
| | NP2-BD43 | | 2 | — |
| | NP2-BD44 | | — | 2 |
| | NP2-BD45 | | 1 | 1 |
| | NP2-BJ21 | V | 1 | — |
| | NP2-BJ22 | | — | 1 |
| | NP2-BJ23 | | 2 | — |
| | NP2-BJ24 | | — | 2 |
| | NP2-BJ25 | | 1 | 1 |
| | NP2-BJ41 | V | 1 | — |
| | NP2-BJ42 | | — | 1 |
| | NP2-BJ43 | | 2 | — |
| | NP2-BJ44 | | — | 2 |
| | NP2-BJ45 | | 1 | 1 |
| | NP2-BG21 | V | 1 | — |
| | NP2-BG22 | | — | 1 |
| | NP2-BG23 | | 2 | — |
| | NP2-BG24 | | — | 2 |
| | NP2-BG25 | | 1 | 1 |
| | NP2-BG21B | V | 1 | — |
| | NP2-BG22B | | — | 1 |
| | NP2-BG23B | | 2 | — |
| | NP2-BG24B | | — | 2 |
| | NP2-BG25B | | 1 | 1 |
| | NP2-BG41 | V | 1 | — |
| | NP2-BG42 | | — | 1 |
| | NP2-BG43 | | 2 | — |
| | NP2-BG44 | | — | 2 |
| | NP2-BG45 | | 1 | 1 |

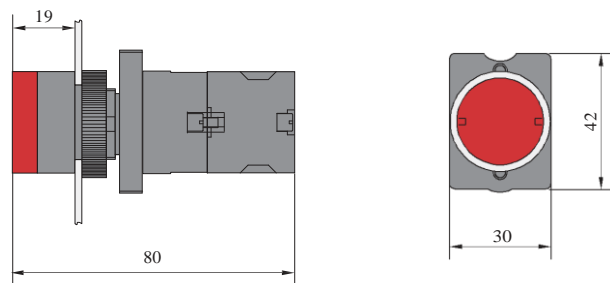
| NP2-BD (J, G) □□ | Modèle | Interrupteur Sélecteur | | |
|---------------------|-----------|---------------------------|---|---|
| | NP2-BD31 | V | 1 | — |
| | NP2-BD32 | | — | 1 |
| | NP2-BD33 | | 2 | — |
| | NP2-BD34 | | — | 2 |
| | NP2-BD35 | V | 1 | 1 |
| | NP2-BD51 | | 1 | — |
| | NP2-BD52 | | — | 1 |
| | NP2-BD53 | | 2 | — |
| | NP2-BD54 | | — | 2 |
| | NP2-BD55 | | 1 | 1 |
| | NP2-BJ31 | V | 1 | — |
| | NP2-BJ32 | | — | 1 |
| | NP2-BJ33 | | 2 | — |
| | NP2-BJ34 | | — | 2 |
| | NP2-BJ35 | | 1 | 1 |
| | NP2-BJ51 | V | 1 | — |
| | NP2-BJ52 | | — | 1 |
| | NP2-BJ53 | | 2 | — |
| | NP2-BJ54 | | — | 2 |
| | NP2-BJ55 | | 1 | 1 |
| | NP2-BG31 | V | 1 | — |
| | NP2-BG32 | | — | 1 |
| | NP2-BG33 | | 2 | — |
| | NP2-BG34 | | — | 2 |
| | NP2-BG35 | | 1 | 1 |
| | NP2-BG51 | V | 1 | — |
| | NP2-BG52 | | — | 1 |
| | NP2-BG53 | | 2 | — |
| | NP2-BG54 | | — | 2 |
| | NP2-BG55 | | 1 | 1 |
| | NP2-BG31D | V | 1 | — |
| | NP2-BG32D | | — | 1 |
| | NP2-BG33D | | 2 | — |
| | NP2-BG34D | | — | 2 |
| | NP2-BG35D | | 1 | 1 |

★ Bouton poussoir affleurant momentané (Lumineux)

| NP2-EW3 □□ | tension-lampe | Modèle | Couleur | ↘ | ↙ |
|------------|--|------------|---------|---|---|
| | LED: AC 6V, 12V, 24V, 36V, 48V, 110V, 230V | NP2-EW3161 | ○ | 1 | — |
| | | NP2-EW3361 | ● | 1 | — |
| | | NP2-EW3461 | ● | 1 | — |
| | | NP2-EW3561 | ● | 1 | — |
| | | NP2-EW3661 | ● | 1 | — |
| | | NP2-EW3162 | ○ | — | 1 |
| | | NP2-EW3362 | ● | — | 1 |
| | | NP2-EW3462 | ● | — | 1 |
| | | NP2-EW3562 | ● | — | 1 |
| | | NP2-EW3662 | ● | — | 1 |
| | LED: AC 6V, 12V, 24V, 36V, 48V, 110V, 230V | NP2-EW3163 | ○ | 2 | — |
| | | NP2-EW3363 | ● | 2 | — |
| | | NP2-EW3463 | ● | 2 | — |
| | | NP2-EW3563 | ● | 2 | — |
| | | NP2-EW3663 | ● | 2 | — |
| | | NP2-EW3164 | ○ | — | 2 |
| | | NP2-EW3364 | ● | — | 2 |
| | | NP2-EW3464 | ● | — | 2 |
| | | NP2-EW3564 | ● | — | 2 |
| | | NP2-EW3664 | ● | — | 2 |



| NP2-EW3 □□ | tension-lampe | Modèle | Couleur | ↘ | ↙ |
|------------|--|------------|---------|---|---|
| | LED: AC 6V, 12V, 24V, 36V, 48V, 110V, 230V | NP2-EW3165 | ○ | 1 | 1 |
| | | NP2-EW3365 | ● | 1 | 1 |
| | | NP2-EW3465 | ● | 1 | 1 |
| | | NP2-EW3565 | ● | 1 | 1 |
| | | NP2-EW3665 | ● | 1 | 1 |

Dimensions (mm)



NP2-EW3 □ □ 6 □

★ Bouton poussoir affleurant momentan  (type transformateur) - (Lumineux)

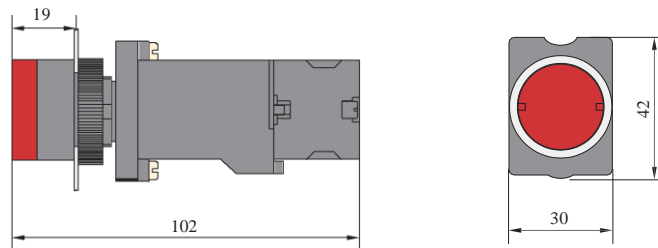
| NP2-EW3 □□ | tension-lampe | Mod le | Couleur | 1 | 2 |
|---|-------------------------------------|------------|---------|---|---|
|  | | NP2-EW3141 | ○ | 1 | — |
| | | NP2-EW3341 | ● | 1 | — |
| | | NP2-EW3441 | ● | 1 | — |
| | | NP2-EW3541 | ● | 1 | — |
| | | NP2-EW3641 | ● | 1 | — |
| | | NP2-EW3142 | ○ | — | 1 |
| | | NP2-EW3342 | ● | — | 1 |
| | | NP2-EW3442 | ● | — | 1 |
| | | NP2-EW3542 | ● | — | 1 |
| | | NP2-EW3642 | ● | — | 1 |
| Type transformateur LED: AC 230V | | NP2-EW3143 | ○ | 2 | — |
| | | NP2-EW3343 | ● | 2 | — |
| | | NP2-EW3443 | ● | 2 | — |
| | | NP2-EW3543 | ● | 2 | — |
| | | NP2-EW3643 | ● | 2 | — |
| | | NP2-EW3144 | ○ | — | 2 |
| | | NP2-EW3344 | ● | — | 2 |
| | | NP2-EW3444 | ● | — | 2 |
| | | NP2-EW3544 | ● | — | 2 |
| | | NP2-EW3644 | ● | — | 2 |
| | | NP2-EW3145 | ○ | 1 | 1 |
| | | NP2-EW3345 | ● | 1 | 1 |
| | | NP2-EW3445 | ● | 1 | 1 |
| | | NP2-EW3545 | ● | 1 | 1 |
| | | NP2-EW3645 | ● | 1 | 1 |
|  | Type transformateur LED: AC 380V | NP2-EW3151 | ○ | 1 | — |
| | | NP2-EW3351 | ● | 1 | — |
| | | NP2-EW3451 | ● | 1 | — |
| | | NP2-EW3551 | ● | 1 | — |
| | | NP2-EW3651 | ● | 1 | — |
| | | NP2-EW3152 | ○ | — | 1 |
| | | NP2-EW3352 | ● | — | 1 |
| | | NP2-EW3452 | ● | — | 1 |
| | | NP2-EW3552 | ● | — | 1 |
| | | NP2-EW3652 | ● | — | 1 |
| | | NP2-EW3153 | ○ | 2 | — |
| | | NP2-EW3353 | ● | 2 | — |
| | | NP2-EW3453 | ● | 2 | — |
| | | NP2-EW3553 | ● | 2 | — |
| NP2-EW3653 | ● | 2 | — | | |

Boutons-Poussoirs

| NP2-EW3 □□ | tension-lampe | Modèle | Couleur | ↘ | ↙ |
|-------------------------------------|---------------|------------|---------|---|---|
| Type transformateur LED: AC 380V | | NP2-EW3154 | ○ | — | 2 |
| | | NP2-EW3354 | ● | — | 2 |
| | | NP2-EW3454 | ● | — | 2 |
| | | NP2-EW3554 | ● | — | 2 |
| | | NP2-EW3654 | ● | — | 2 |
| | | NP2-EW3155 | ○ | | 1 |
| | | NP2-EW3355 | ● | | 1 |
| | | NP2-EW3455 | ● | | 1 |
| | | NP2-EW3555 | ● | | 1 |
| | | NP2-EW3655 | ● | | 1 |

Dimensions (mm)

NP2-EW 3 □ 4 □





★ $\phi 40$ Bouton coup de poing momentané (Non Lumineux)

| NP2-EC □□ | Modèle | Couleur | ↘ | ↙ |
|-----------|----------|---------|---|---|
| | NP2-EC11 | ○ | 1 | — |
| | NP2-EC21 | ● | 1 | — |
| | NP2-EC31 | ● | 1 | — |
| | NP2-EC41 | ● | 1 | — |
| | NP2-EC51 | ● | 1 | — |
| | NP2-EC61 | ● | 1 | — |
| | NP2-EC12 | ○ | — | 1 |
| | NP2-EC22 | ● | — | 1 |
| | NP2-EC32 | ● | — | 1 |
| | NP2-EC42 | ● | — | 1 |
| | NP2-EC52 | ● | — | 1 |
| | NP2-EC62 | ● | — | 1 |

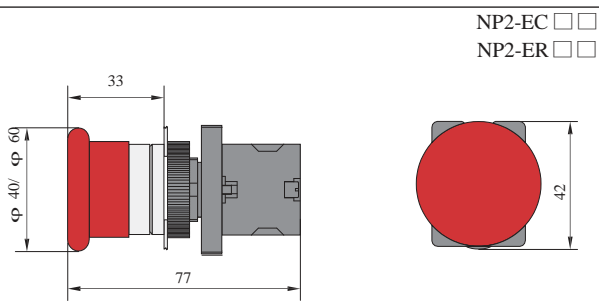
| NP2-EC □□ | Modèle | Couleur | ↘ | ↙ |
|-----------|----------|---------|---|---|
| | NP2-EC13 | ○ | 2 | — |
| | NP2-EC23 | ● | 2 | — |
| | NP2-EC33 | ● | 2 | — |
| | NP2-EC43 | ● | 2 | — |
| | NP2-EC53 | ● | 2 | — |
| | NP2-EC63 | ● | 2 | — |
| | NP2-EC14 | ○ | — | 2 |
| | NP2-EC24 | ● | — | 2 |
| | NP2-EC34 | ● | — | 2 |
| | NP2-EC44 | ● | — | 2 |
| | NP2-EC54 | ● | — | 2 |
| | NP2-EC64 | ● | — | 2 |
| | NP2-EC15 | ○ | 1 | 1 |
| | NP2-EC25 | ● | 1 | 1 |
| | NP2-EC35 | ● | 1 | 1 |
| | NP2-EC45 | ● | 1 | 1 |
| | NP2-EC55 | ● | 1 | 1 |
| | NP2-EC65 | ● | 1 | 1 |

★ ϕ 60 Bouton coup de poing momentané (Non Lumineux)



| NP2-ER □□ | Modèle | Couleur | ↙ | ↘ |
|---|----------|---------|---|---|
|  | NP2-ER11 | ○ | 1 | — |
| | NP2-ER21 | ● | 1 | — |
| | NP2-ER31 | ● | 1 | — |
| | NP2-ER41 | ● | 1 | — |
| | NP2-ER51 | ● | 1 | — |
| | NP2-ER61 | ● | 1 | — |
| | NP2-ER12 | ○ | — | 1 |
| | NP2-ER22 | ● | — | 1 |
| | NP2-ER32 | ● | — | 1 |
| | NP2-ER42 | ● | — | 1 |
| | NP2-ER52 | ● | — | 1 |
| | NP2-ER62 | ● | — | 1 |

| NP2-ER □□ | Modèle | Couleur | ↙ | ↘ |
|---|----------|---------|---|---|
|  | NP2-ER13 | ○ | 2 | — |
| | NP2-ER23 | ● | 2 | — |
| | NP2-ER33 | ● | 2 | — |
| | NP2-ER43 | ● | 2 | — |
| | NP2-ER53 | ● | 2 | — |
| | NP2-ER63 | ● | 2 | — |
| | NP2-ER14 | ○ | — | 2 |
| | NP2-ER24 | ● | — | 2 |
| | NP2-ER34 | ● | — | 2 |
| | NP2-ER44 | ● | — | 2 |
| | NP2-ER54 | ● | — | 2 |
| | NP2-ER64 | ● | — | 2 |
| | NP2-ER15 | ○ | 1 | 1 |
| | NP2-ER25 | ● | 1 | 1 |
| | NP2-ER35 | ● | 1 | 1 |
| | NP2-ER45 | ● | 1 | 1 |
| | NP2-ER55 | ● | 1 | 1 |
| | NP2-ER65 | ● | 1 | 1 |

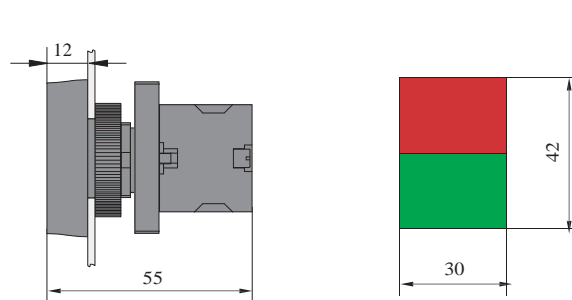
Dimensions (mm)



★ Bouton poussoir affleurant momentané double tête - (Non-Lumineux)



| NP2-EL8 □□ | tension-lampe | Modèle | Couleur | ↙ | ↘ |
|---|---------------|------------|---------|---|---|
|  | ----- | NP2-EL8325 | ● + ● | 1 | 1 |
|  | ----- | NP2-EL8425 | ● + ● | 1 | 1 |

Dimensions (mm)



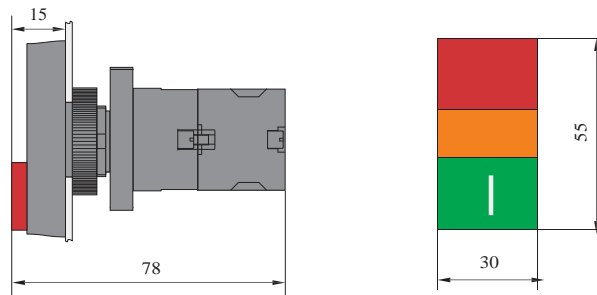
Boutons-Poussoirs

★ Bouton poussoir affleurant momentané double tête - (Lumineux)



| NP2-EW8 □□ | tension-lampe | Modèle | Couleur | { | } |
|---|---|------------|---------|---|---|
|  | LED: AC 6V, 12V, 24V, 36V, 48V, 110V, 230V | NP2-EW8465 | ●+● | 1 | 1 |
|  | INCANDESCENCE LED: AC 6V Transformateur: 230V | NP2-EW8445 | ●+● | 1 | 1 |
| | INCANDESCENCE LED: AC 6V Transformateur: 380V | NP2-EW8455 | ●+● | 1 | 1 |

Dimensions (mm)

NP2-EW 8 □ 6 □

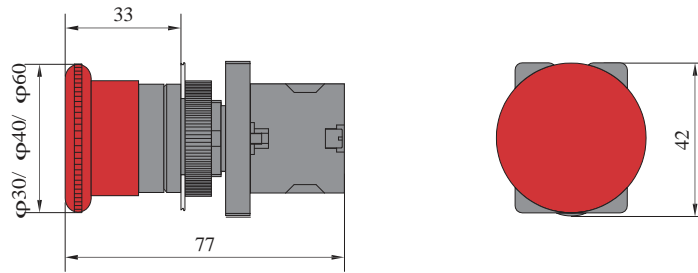


★ Bouton coup de poing (Arrêt d'Urgence) (Non lumineux)


| NP2-ES □□ | Diamètre du poignée | Modèle | Couleur | { | } |
|---|---------------------|-----------|---------|---|---|
|  | φ 30 | NP2-ES441 | ● | 1 | — |
| | | NP2-ES442 | | — | 1 |
| | φ 40 | NP2-ES541 | | 1 | — |
| | | NP2-ES542 | | — | 1 |
| | φ 60 | NP2-ES641 | | 1 | — |
| | | NP2-ES642 | | — | 1 |
|  | φ 30 | NP2-ES443 | ● | 2 | — |
| | | NP2-ES444 | | — | 2 |
| | | NP2-ES445 | | 1 | 1 |
| | φ 40 | NP2-ES543 | | 2 | — |
| | | NP2-ES544 | | — | 2 |
| | | NP2-ES545 | | 1 | 1 |
| | φ 60 | NP2-ES643 | | 2 | — |
| | | NP2-ES644 | | — | 2 |
| | | NP2-ES645 | | 1 | 1 |


Dimensions (mm)

NP2-ES □□□



★Voyant Lumineux

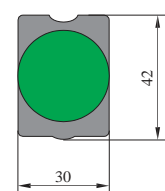
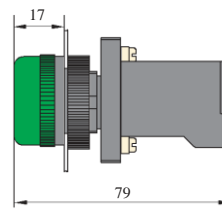
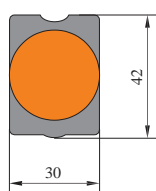
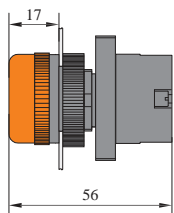
| NP2-EV □□ | tension-lampe | Modèle | Couleur |
|---|--|----------|---------|
|  | LED: AC 6V, 12V, 24V, 36V, 48V, 110V, 230V | NP2-EV61 | ○ |
| | | NP2-EV63 | ● |
| | | NP2-EV64 | ● |
| | | NP2-EV65 | ● |
| | | NP2-EV66 | ● |

| NP2-EV □□ | tension-lampe | Modèle | Couleur |
|--|---|----------|---------|
|  | INCANDESCENCE LED: AC 6V Transformateur 230V | NP2-EV41 | ○ |
| | | NP2-EV43 | ● |
| | | NP2-EV44 | ● |
| | | NP2-EV45 | ● |
| | | NP2-EV46 | ● |
| | | NP2-EV51 | ○ |
| | INCANDESCENCE LED: AC 6V Transformateur 380V | NP2-EV53 | ● |
| | | NP2-EV54 | ● |
| | | NP2-EV55 | ● |
| | | NP2-EV56 | ● |


Dimensions (mm)

NP2-EV 6 □

NP2-EV 4□



★ Voyant lumineux (Compact)

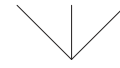
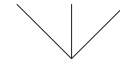
| NP2-EV16 □□ | lampe-tension | Modèle | Couleur |
|---|--|-----------|---------|
|  | LED: AC 6V, 12V, 24V, 36V, 48V, 110V, 230V | NP2-EV161 | |
| | | NP2-EV163 | ● |
| | | NP2-EV164 | ● |
| | | NP2-EV165 | ● |
| | | NP2-EV166 | ● |

★ Interrupteurs sélecteurs (2 positions) - (Non-lumineux)

| NP2-ED (J, G) □ □ | Modèle | Interrupteur sélecteur | | |
|----------------------|----------|------------------------|---|---|
| | NP2-ED21 | | 1 | — |
| | NP2-ED22 | | — | 1 |
| | NP2-ED23 | | 2 | — |
| | NP2-ED24 | | — | 2 |
| | NP2-ED25 | | 1 | 1 |
| | NP2-ED41 | | 1 | — |
| | NP2-ED42 | | — | 1 |
| | NP2-ED43 | | 2 | — |
| | NP2-ED44 | | — | 2 |
| | NP2-ED45 | | 1 | 1 |
| | NP2-EJ21 | | 1 | — |
| | NP2-EJ22 | | — | 1 |
| | NP2-EJ23 | | 2 | — |
| | NP2-EJ24 | | — | 2 |
| | NP2-EJ25 | | 1 | 1 |
| | NP2-EJ41 | | 1 | — |
| | NP2-EJ42 | | — | 1 |
| | NP2-EJ43 | | 2 | — |
| | NP2-EJ44 | | — | 2 |
| | NP2-EJ45 | | 1 | 1 |

★ Interrupteurs sélecteurs (3 positions) - (Non-lumineux)

γ †

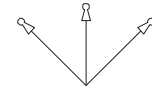
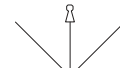


★ Interrupteurs sélecteurs (2 positions) - (Non-lumineux)

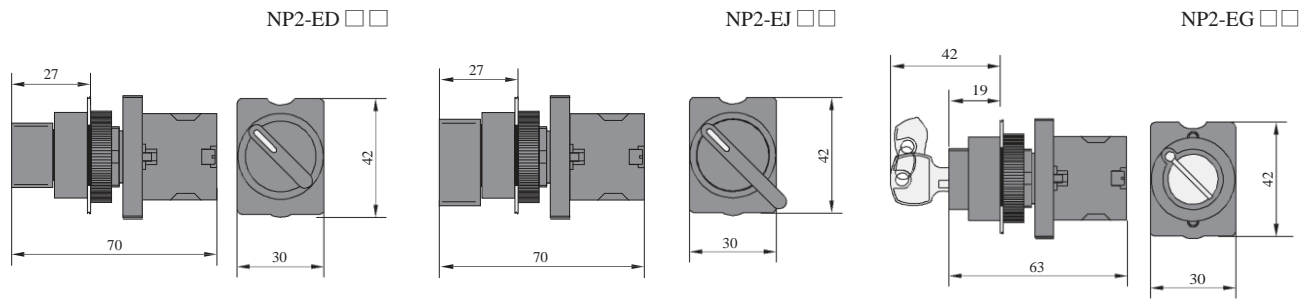
| NP2-ED (J, G) □ □ | Modèle | Interrupteur sélecteur | | |
|----------------------|-----------|------------------------|---|---|
| | NP2-EG21 | | 1 | — |
| | NP2-EG22 | | — | 1 |
| | NP2-EG23 | | 2 | — |
| | NP2-EG24 | | — | 2 |
| | NP2-EG25 | | 1 | 1 |
| | NP2-EG41 | | 1 | — |
| | NP2-EG42 | | — | 1 |
| | NP2-EG43 | | 2 | — |
| | NP2-EG44 | | — | 2 |
| | NP2-EG45 | | 1 | 1 |
| | NP2-EG21B | | 1 | — |
| | NP2-EG22B | | — | 1 |
| | NP2-EG23B | | 2 | — |
| | NP2-EG24B | | — | 2 |
| | NP2-EG25B | | 1 | 1 |

★ Interrupteurs sélecteurs (3 positions) - (Non-lumineux)

γ †



Dimensions (mm)



Bouton à Tête

★ Bouton affleurant momentané (Non-Lumineux)

| NP2-BA □ | Métal | Spécifications |
|----------|---------|----------------|
| | NP2-BA1 | ○ |
| | NP2-BA2 | |
| | NP2-BA3 | |
| | NP2-BA4 | |
| | NP2-BA5 | |
| | NP2-BA6 | ● |

| NP2-EA □ | Plastique | Spécifications |
|----------|-----------|----------------|
| | NP2-EA1 | ○ |
| | NP2-EA2 | ● |
| | NP2-EA3 | ● |
| | NP2-EA4 | ● |
| | NP2-EA5 | ● |
| | NP2-EA6 | ● |

★ Bouton affleurant momentané (Non-Lumineux)

| NP2-BW3 □ | Métal | Spécifications |
|-----------|----------|----------------|
| | NP2-BW31 | ○ |
| | NP2-BW33 | |
| | NP2-BW34 | |
| | NP2-BW35 | |
| | NP2-BW36 | ● |

| NP2-BW3 □ | Plastique | Spécifications |
|-----------|-----------|----------------|
| | NP2-BW31 | ○ |
| | NP2-BW33 | |
| | NP2-BW34 | ● |
| | NP2-BW35 | ● |
| | NP2-BW36 | ● |

Boutons-Poussoirs

★ Bouton Double Tête-(Non Lumineux)

| NP2-BL □□□ | Métal | Spécifications |
|------------|-----------|---------------------------------------|
| | NP2-BL832 | Bouton affleurant |
| | NP2-BL842 | Bouton affleurant + Bouton Saillie |

★ Bouton Double Tête-(Lumineux)

| NP2-BW □□ | Métal | Spécifications |
|-----------|----------|-------------------|
| | NP2-BW84 | Bouton affleurant |

★ Voyant Lumineux

| NP2-BV/ □ | Métal | Spécifications |
|-----------|----------|----------------|
| | NP2-BV/1 | |
| | NP2-BV/3 | |
| | NP2-BV/4 | |
| | NP2-BV/5 | |
| | NP2-BV/6 | |



★ Tête d'interrupteur sélecteur -(Non-Lumineux)

| NP2-BD/ □ | Métal | Spécifications |
|-----------|---------|----------------|
| | NP2-BD2 | |
| | NP2-BD3 | |
| | NP2-BD4 | |
| | NP2-BD5 | |

